


The green IT revolution: A blueprint for CIOs to combat climate change

Research shows that the most impact on IT-generated emissions can be found in unexpected places.

This article is a collaborative effort by Gerrit Becker, Luca Bennici, Anamika Bhargava, Andrea Del Miglio, Jeffrey Lewis, and Pankaj Sachdeva, representing views from McKinsey Technology.



Companies and governments looking to combat climate change are turning to tech for help. AI, new technologies, and some promising tech-driven business models have raised hopes for dramatic progress.

While many organizations' climate goals are lofty, enterprise technology leaders—CIOs, chief digital innovation officers (CDIOs), and chief technology officers (CTOs), among others—have not always succeeded at turning climate ambitions into reality. One of the biggest reasons is that hard facts and clear paths of action are scarce. Misconceptions and misinformation have clouded the picture of what CIOs and tech leaders should do.

We have done extensive analysis of where technology can have the biggest impact on reducing emissions. To start, we divided technology's role into two primary types of activities:

1. offense—the use of technology and analytics to cut emissions by reducing (improving operational efficiency), replacing (shifting emission-generating activities to cleaner alternatives), and offsetting (purchasing carbon credits to compensate for unabated emissions)
2. defense—the actions IT can take to reduce emissions from the enterprise's technology estate

The defense activities are where the CIO, as the head of IT, can act independently and quickly. This article focuses on defense, specifically the IT elements over which a CIO has direct control. We examined emissions from use of electricity for owned enterprise IT operations, such as the running of on-premises data centers and devices (classified as scope 2 by the Greenhouse Gas

Protocol¹), and indirect emissions from technology devices that the CIO buys and disposes of (scope 3).² (See sidebar, “Scope of the McKinsey analysis.”)

What the facts say

Our analysis has uncovered several facts that contravene some commonly held views about enterprise technology emissions. These facts involve the significant amount of tech-related emissions, the share of emissions from end-user devices, the variety of mitigation options available, and the favorable impact of shifting to cloud computing.

Enterprise technology generates significant emissions

Enterprise technology is responsible for emitting about 350 to 400 megatons of carbon dioxide equivalent gases (CO₂e), accounting for about 1 percent of total global greenhouse gas (GHG) emissions. At first blush, this might not seem like a lot, but it equals about half of the emissions from aviation or shipping and is the equivalent of the total carbon emitted by the United Kingdom.

The industry sector that contributes the largest share of technology-related scope 2 and scope 3 GHG emissions is communications, media, and services (Exhibit 1). Enterprise technology's contribution to total emissions is especially high for insurance (45 percent of total scope 2 emissions) and for banking and investment services (36 percent).

This amount of carbon dioxide and equivalent gases is a significant prize for companies under increasing pressure to cut emissions. Progress on climate change requires action on many fronts, and enterprise technology offers an important option that CIOs and companies can act on quickly.

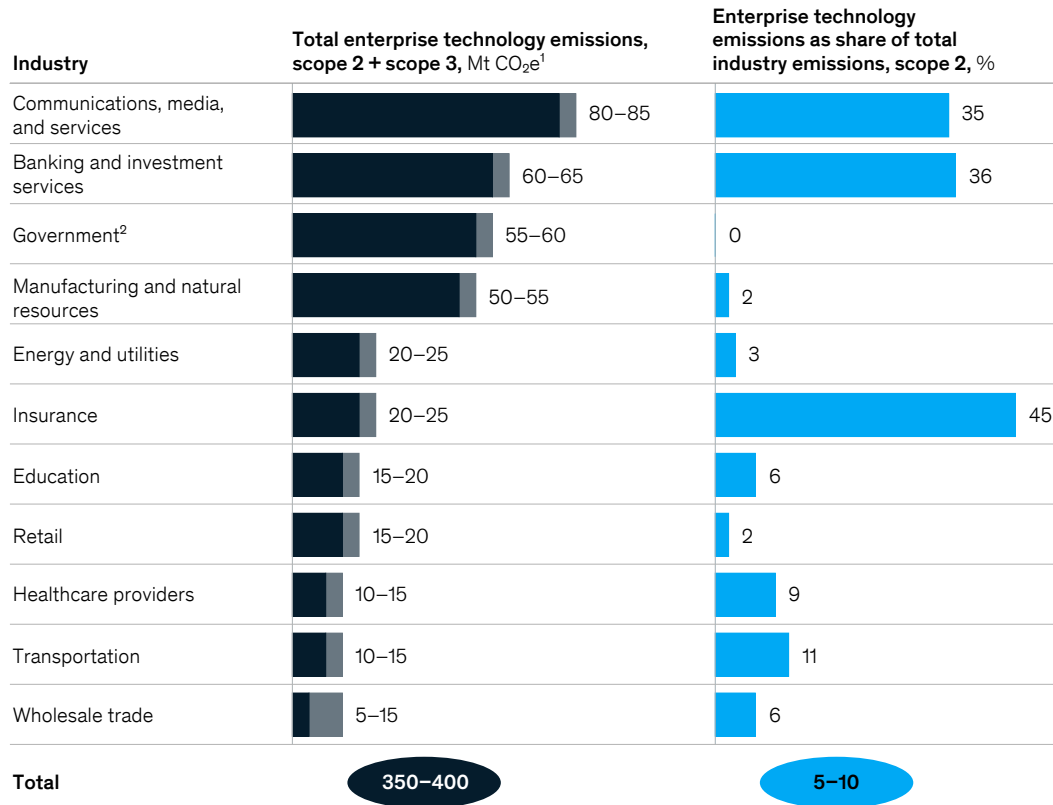
¹Greenhouse Gas Protocol: Technical Guidance for Calculating Scope 3 Emissions: Supplement to the Corporate Value Chain (Scope 3) Accounting & Reporting Standard, World Resources Institute & World Business Council for Sustainable Development, 2013. Scope 1 emissions are direct emissions from the activities of an organization or under their control, including fuel combustion on site such as gas boilers, fleet vehicles, and air-conditioning leaks; scope 2 emissions are from electricity purchased and used by the organization; and scope 3 emissions are all indirect emissions not included in scope 2 that occur in the value chain of the reporting company, including both upstream and downstream emissions.

²These calculations do not include emissions from technology-driven services sold, such as cloud capacity.

Exhibit 1

Enterprise technology is a significant contributor to carbon emissions in most major sectors.

Global enterprise technology emissions by industry



¹Megatons of carbon dioxide equivalent gases.

²Overall scope 2 emissions for government industry not available.

³Sum of industries does not add up to total, due to rounding.

Source: CDP self-reported data by industry; Gartner enterprise IT spending, 2021; S&P Capital IQ; McKinsey analysis

The biggest carbon culprit is end-user devices, not on-premises data centers

End-user devices—laptops, tablets, smartphones, and printers—generate 1.5 to 2.0 times more carbon globally than data centers (Exhibit 2).³ One reason is that companies have significantly more end-user devices than servers in on-premises data centers. In addition, the devices typically are replaced much more often: smartphones have an average refresh cycle of two years, laptops four years, and printers five years. On average, servers

are replaced every five years, though 19 percent of organizations wait longer.⁴

More worrisome, emissions from end-user devices are on track to increase at a CAGR of 12.8 percent per year.⁵ Efforts to address this could target the major causes of emissions from these devices. About three-fourths of the emissions comes from manufacturing, upstream transportation, and disposal. A significant source of these emissions is the semiconductors that power the devices.

³ On-premises and co-located data centers used by enterprises, not including data center capacity sold by hyperscalers.

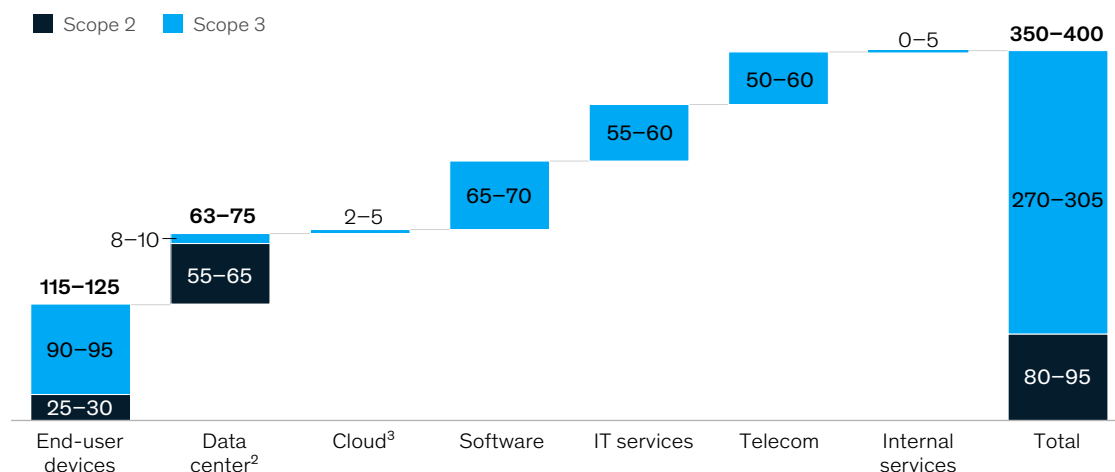
⁴ Rhona Ascierto and Andy Lawrence, *Uptime Institute global data center survey 2020*, Uptime Institute, July 2020.

⁵ *End-user computing market: Growth, trends, COVID-19 impact, and forecasts (2022–2027)*, Mordor Intelligence, January 2022.

Exhibit 2

End-user devices are a much bigger emitter of carbon than data centers.

Global enterprise technology emissions, Mt CO₂e¹



¹Megatons of carbon dioxide equivalent gases.

²Includes emissions from on-premises data center and co-location.

³Infrastructure as a service (IaaS) only; software as a service (SaaS) and platform as a service (PaaS) spending accounted for in software category.

Source: McKinsey analysis

Plenty of low-cost/high-impact options exist, starting with improved sourcing

We have found that when it comes to going green, many CIOs think in terms of investments needed to replace items or upgrade facilities. Our analysis, however, finds that CIOs can capture significant carbon benefits without making a significant investment—and in some cases can even save money (Exhibit 3).

Overall, for example, 50 to 60 percent of emissions related to end-user devices can be addressed through sourcing changes, primarily by procuring fewer devices per person and extending the life cycle of each device through recycling. These options will not require any investment and will lower costs, though companies may want to evaluate the impact on employee experience.

In addition, companies can more aggressively recycle their devices; 89 percent of organizations recycle less than 10 percent of their hardware overall.⁶ CIOs can put pressure on suppliers to use greener devices, especially as companies in

the semiconductor sector are already increasing their commitments to emission reduction. Further low-cost, high-impact actions include optimizing business travel and data center computing needs, as well as increasing the use of cloud to manage workloads.

Moving to cloud has more impact than optimizing data centers

Optimizing an on-premises data center's power usage effectiveness (PUE)⁷ is expensive and results in limited carbon abatement. If a company were to double what it spends on infrastructure and cloud to reduce PUE, it would cut carbon emissions by only 15 to 20 percent. Structural improvements in data centers and optimized layout can help, but the impact is limited, and many companies have already implemented them. More aggressive measures, such as moving data centers to cooler locations or investing in new cooling tech, are prohibitively expensive.

A more effective approach is to migrate workloads to the cloud. Hyperscalers (also known as

⁶ Sustainable IT: Why it's time for a green revolution for your organization's IT, Capgemini Research Institute, 2021.

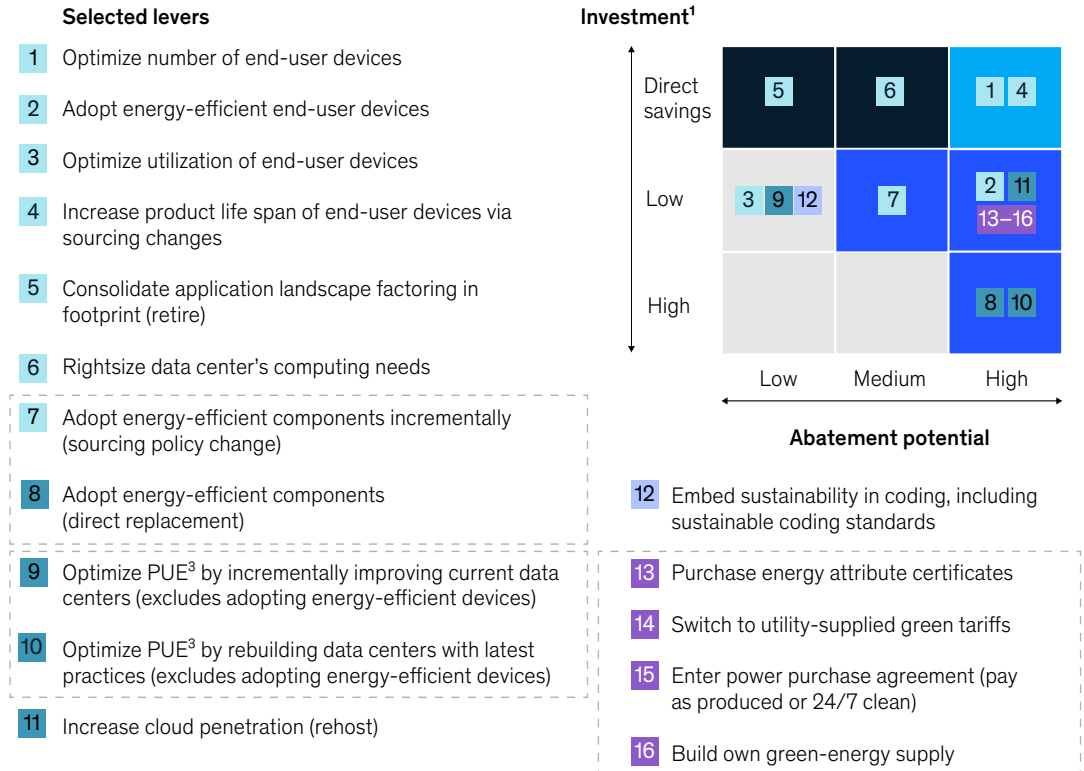
⁷ PUE describes how efficiently a computer data center uses energy, expressed as the ratio of total facility energy to IT equipment energy.

Exhibit 3

Simple sourcing changes with minimal investment can address much of the emissions of end-user devices.

Macro levers: Establish sustainable working practices (especially procurement) Adopt next-gen infrastructure and technology efficiently Apply green data-handling and software practices Move to green energy

Strategic field: Quick wins No-regrets moves Net zero enablers Alternate levers²



¹Includes one-time investment and recurring costs.

²Alternative levers cannot be implemented at the same time; potentials cannot be added up.

³Power usage effectiveness.

Source: McKinsey analysis

cloud service providers) and co-locators are investing significantly to become greener through measures such as buying green energy themselves and investing in ultra-efficient data centers with a PUE equal to or less than 1.10, compared with the average PUE of 1.57 for an on-premises data center.⁸ (We estimate that companies could achieve just a 1.3 PUE score for their data center if they invested nearly 250

percent more, on average, over what they currently spend for their data centers and cloud presence.)

With thoughtful migration to and optimized usage of the cloud, companies could reduce the carbon emissions from their data centers by more than 55 percent—about 40 megatons of CO₂e worldwide, the equivalent of the total carbon emissions from Switzerland.

⁸ "Uptime Institute 11th annual Global Data Center Survey shows sustainability, outage, and efficiency challenges amid capacity growth," Uptime Institute, September 14, 2021.

Scope of the McKinsey analysis

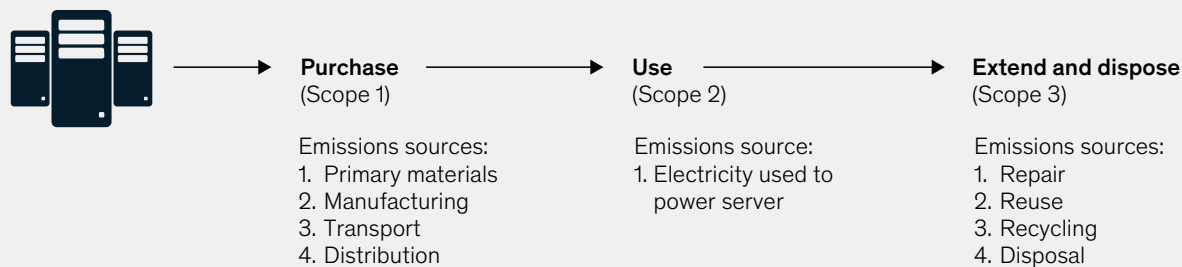
McKinsey’s emissions analysis for this report focuses on enterprise technology emissions, which are the business IT emissions from the hardware, software, IT services, enterprise communications equipment, mobile devices, fixed and mobile network services, and internal technology teams that a company uses for its own operations and that a CIO has control over. These include the emissions related to the full life cycles of the products and services that an enterprise IT function uses, including their development, delivery, usage, and end of life (exhibit). Our internal services emissions' analysis assumes around 40 percent of IT workers are working from home.

The analysis does *not* include the emissions from the technology products and services that a company is selling (such as data center capacity sold by hyperscalers), operational technology devices (such as sensors and point-of-sale systems), and cryptocurrency mining.

Exhibit

By focusing on interventions over the life cycle of IT devices, CIOs can have a big impact on reducing greenhouse gases.

Example: Sources of emissions over the life cycle of a server



Note: This analysis includes only the emissions from servers that enterprise IT uses for its own operations. Servers deployed by cloud and co-locator providers as a part of their product offering are not accounted for in scope 2 emissions. Their impact is, however, accounted for in scope 3 as part of the cloud services that enterprise IT consumes.

Three steps to take now

With companies and governments under intensifying pressure to cut carbon emissions and with technology playing a key role in delivering on those goals, CIOs will find themselves on the front lines. The challenge will be to reduce IT’s carbon footprint while delivering high-quality, low-cost technology services to customers and employees.

On average, completion of the defensive steps might take three to four years. However, CIOs who

act decisively and precisely can achieve 15 to 20 percent of carbon reduction potential in the first year with minimal investment.

CIOs can choose from among a wide array of responses, particularly in conjunction with the CEO and the board. However, three measures they can take right now will prepare the organization for longer-term efforts. These measures involve sourcing strategies, key metrics, and a performance management system.

Move now on sourcing strategies

Far and away the fastest and most effective defensive measure for reducing IT carbon emissions is to revise policies for technology sourcing. Optimizing the number of devices in line with standards followed by companies in the top quartile⁹ would reduce about 30 percent of end-user-device emissions, the amount of carbon emitted by Hong Kong. For example, top-quartile companies have one printer for every 16 people in the workplace; the overall average is one printer per eight people.

This sourcing shift does not necessarily lead to a degradation in user experience, because the rollout of 5G and increasingly advanced processing and compute power allow the main processing function to happen at the server. Therefore, devices can be less powerful and consume much less energy. Essentially, this is a software-as-a-service (SaaS) model where high-end and user-friendly experiences happen on the server, not the device. The effectiveness of this approach will depend on having stable networks, less resource-intensive coding at the device level, edge computing capabilities, and shifts of offerings to more efficient platforms (for example, cloud).

As part of this effort, the CIO and the business's head of procurement will need to collaborate on reviewing and adjusting device refresh timelines and device-to-person ratios, as well as adjusting the basis for purchasing decisions. Procurement generally relies on cost/benefit calculations, and rightly so. That approach will need to expand to account for carbon dioxide emissions. The spirit of collaboration should extend to suppliers as well, with the parties working together to formulate plans that provide the greatest benefits for all.

A more thoughtful sourcing strategy extends beyond end-user devices. CIOs, for example, should look for green sources of the electricity IT uses. When these sources are unavailable, CIOs can direct procurement to power purchase agreements to offset carbon use. CIOs can also set green standards for their vendors and suppliers, requiring

GHG emissions disclosures and incorporating them into their criteria for purchase decisions.

Establish a green ROI metric for technology costs

Any real progress on green technology can happen only when companies measure their "green returns." But today, most green metrics omit cost and savings, which ultimately makes them impractical. A better metric focuses on cost per ton of carbon saved (accounting for costs saved as well). Sophisticated models calculate emissions throughout the full life cycle, including production, transportation, and disposal.

CIOs can further assess suppliers, manufacturers, and service providers based on how advanced they are in recycling and refurbishing electronics; designing circular components; extending product life cycles with better design, higher-quality manufacturing, and more robust materials; offering repair services; and reselling to consumers.

Decisions about IT spending need to consider a range of factors, including technical debt abatement and business strategy. Along with these factors, companies should institutionalize a green ROI metric that is transparent to everybody in the business as an element in IT decision making, including in requests for proposals (RFPs). Doing so will enable companies to better understand the true impact their technology is having on carbon emissions.

Put in place green measurement systems

Establishing a green ROI metric is only a start. CIOs need to establish a baseline of performance, measure progress against the baseline, and track impact in near real time, much as companies track real-time computer and network usage for applications in the cloud. This kind of measuring system ensures that CIOs know what's working and what isn't, so they can adjust quickly.

In practice, implementing green measurement can be challenging. Some companies have spent a

⁹ Top quartile in terms of the ratio of devices to people is derived from the number of devices per person. Our analysis uses McKinsey Digital's Ignite solutions and 2020 data.

year measuring their carbon footprint, ending up with an outdated analysis. This tends to happen when companies are determined to measure every bit of carbon emitted, a praiseworthy but time-consuming effort. CIOs can make substantial progress by instead prioritizing measurement where the impact is highest, such as tracking the number of end-user devices purchased and in use, the current duration of use for each device, and the ratio of devices per user. Another way CIOs can make quick progress is to embed emissions- and power-monitoring capabilities into large technology assets and work with external providers, such as electricity companies, to track usage in real time.

Effectively combating climate change won't happen through one or two big wins; those don't exist yet. To have real impact, companies and governments will need to act in many areas. Technology has a huge role to play in many of these areas, but CIOs and tech leaders need to act quickly and decisively.

This article is the first in a series about how CIOs can reduce emissions. The next article will explore how CIOs can drive the business's sustainability agenda by implementing "offense practices" to reduce, replace, and offset emissions.

Gerrit Becker is an associate partner in McKinsey's Frankfurt office, **Luca Bennici** is an associate partner in the Dubai office, **Anamika Bhargava** is a consultant in the Toronto office, **Andrea Del Miglio** is a senior partner in the Milan office, **Jeffrey Lewis** is a senior partner in the New Jersey office, and **Pankaj Sachdeva** is a partner in the Philadelphia office.

The authors wish to thank Bernardo Betley, Arjita Bhan, Raghuvar Choppakatla, Sebastian Hoffmann, Abdelrahman Mahfouz, Tom Pütz, Jürgen Sailer, Tim Vroman, Alice Yu, and Gisella Zapata for their contributions to this article.

Copyright © 2022 McKinsey & Company. All rights reserved.